Common Mode Coils - CMV Series

Meisongbei



Features

- Terminal Base Type
- UI94 V-0 flame retardant rated base and cap
- Custom designs are available

Applications

- Audio-visual equipment
- Home appliances
- Power supplies

General Specifications

- Storage temp range: -40°C to +125°C
- Operating temp range: -40°C to +125°C
- Moisture Sensitivity Level(MSL): 1

RoHS COMPLIANT | REACH COMPLIANT | Halogen Free

Shape and Dimensions (Unit:mm)

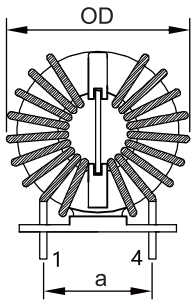

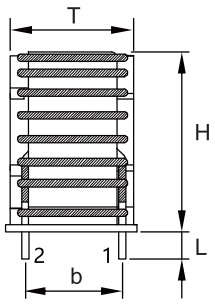

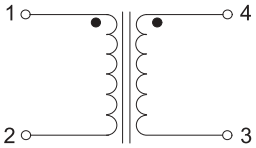

Turns Ratio: 1:1

Electrical Characteristics For CMV Series

Part Number	Dimensions(mm)							Electronics Characteristics			
	OD (max.)	T (max.)	H (max.)	L (Ref.)	a (Ref.)	b (Ref.)	Wire (Ref.)	Inductance [mH] (min)	Rated Current [A]	Test Frequency	DCR [mΩ] (max)
CMV-02-10J	25	20	27	5	10	15	0.6	1	2	100kHz	100
CMV-02-20J	25	20	27	5	10	15	0.6	2	2	100kHz	110
CMV-02-30J	25	20	27	5	10	15	0.6	3	2	100kHz	110
CMV-02-50J	25	20	27	5	10	15	0.6	5	2	100kHz	120
CMV-02-70J	25	20	27	5	10	15	0.6	7	2	1kHz	110
CMV-02-100J	25	20	27	5	10	15	0.5	10	2	100kHz	220
CMV-02-E115J	25	15.4	27.5	3.5	13	11	0.5	11.5	2	10kHz	155
CMV-02-E120J	24	16	25	3.5	13	11	0.55	12	2	10kHz	180
CMV-02-300J	33	23	33	7	18	16	0.6	30	2	1kHz	300
CMV22-025-290J	30	20	29	5	10	15	0.6	29	2.5	10kHz	250
CMV-03-28J	25	20	27	5	10	15	0.7	2.8	3	10kHz	55
CMV-03-30J	25	20	27	5	10	15	0.65	3	3	100kHz	110
CMV-03-55J	25	20	27	5	10	15	0.65	5.5	3	100kHz	110
CMV-03-67J	24	20	26	5	10	15	0.65	6.7	3	100kHz	105
CMV-03-85J	25	20	27	5	10	15	0.65	8.5	3	10kHz	110
CMV-04-20JN	25	20	27	5	10	15	0.8	2	4	100kHz	50
CMV-05-50J	34	23	33	5	18	16	0.8	5	4	100kHz	80
CMV-05-80J	34	23	33	5	18	16	0.8	8	4	100kHz	90
CMV22-04-100J	30	22	32	3.5	18	16	0.8	10	4	10kHz	71
CMV-04-200J	34	23	33	5	18	16	0.8	20.3	4	1kHz	150
CMV-04-E17J	23.5	19.4	24	3.3	20	16.5	0.7	1.785	4.3	10kHz	31.8

Common Mode Coils - CMV Series

Meisongbei

Electrical Characteristics For CMV Series

Part Number	Dimensions(mm)							Electronics Characteristics			
	OD (max.)	T (max.)	H (max.)	L (Ref.)	a (Ref.)	b (Ref.)	Wire (Ref.)	Inductance [mH] (min)	Rated Current [A]	Test Frequency	DCR [mΩ] (max)
CMV-04-E50J	23.5	19.4	24	3.3	20	16.5	0.7	5.18	4.3	10kHz	56.4
CMV-05-06J	25	20	27	10	10	15	0.8	0.6	5	100kHz	27
CMV-05-10J	25	20	27	5	10	15	0.8	1	5	100kHz	50
CMV-05-15J	25	20	27	3.4	22	19	0.8	1.5	5	100kHz	40
CMV-05-21J	34	23	33	5	18	16	0.8	2	5	100kHz	70
CMV-05-20J	34	23	33	5	18	16	1	2	5	100kHz	40
CMV-05-27J	25	20	27	5	10	15	0.8	2.7	5	1kHz	40
CMV-05-30J	34	23	33	5	18	16	0.8	3	5	100kHz	70
CMV22-05-30J	28	18.5	29	5	10	15	0.8	3	5	10kHz	50
CMV22-05-70J	28	18.5	29	5	10	15	0.8	7	5	10kHz	60
CMV-05-100J	34	23	33	5	18	16	0.9	10.5	5	16kHz	100
CMV-06-10J-B	25	20	27	4.5	10	15	0.85	1	6	1kHz	30
CMV-06-35J	34	24	33	3.5	12	17	1	3.5	6	10kHz	50
CMV-06-40J	35	25	33	5	18	16	1.1	4	6	1kHz	40
CMV-06-60J	34	25	33	5	18	16	1	6	6	10kHz	60
CMV22-06-60J	29.5	20.5	29.5	5	10	15	0.9	6	6	10kHz	46
CMV-07-10J	34	23	33	5	18	16	1	1	7	100kHz	24
CMV-07-30JM	33	23	33	3.75	18	16	1	3	7	10kHz	39
CMV-07-42J	34	24	33	4.5	18	16	1.1	4.2	7	100kHz	42
CMV-07-70J	35	25	35	5	18	16	1.1	7	7	1kHz	40
CMV-07-90J	34	23	33	5	18	16	1	9	7	10kHz	50
CMV-07-50J	34	24	33	4.1	18	16	1.2	5	7.3	10kHz	27
CMV-08-E075J	25	16	25.5	3.5	19.5	11	0.9	0.75	8	10kHz	12.7
CMV-08-20J	34	23	33	7	12	17	1.2	2	8	100kHz	50
CMV-08-30J	34	23	33	5	18	16	1	3	8	100kHz	54
CMV-08-44J	35	23	33	5	18	16	1.2	4.4	8	100kHz	25
CMV-08-100JM	41	32	40	3.5	18	16	1.3	13	8	100kHz	50
CMV-10-E035J	25	16	24	4	19.5	11	1	0.35	10	10kHz	8
CMV-10-10J	34	23	33	5	12	17	1.3	1	10	100kHz	20
CMV-10-14J	34	24	33	5	12	17	1.3	1.4	10	100kHz	18
CMV-10-15J-MI	34	23	34	3.75	12	17	1.3	1.5	10	100kHz	15.7
CMV-10-18J	34	24	33	7	18	16	1.3	1.6	10	1kHz	20
CMV-10-20J	42	29	44	5	18	22	1.4	2	10	100kHz	22
CMV-10-30J	34	24	33	5	18	16	1.2	3	10	100kHz	30
CMV-10-E55J	44	30	44	5	18	22	1.4	5.5	10	10kHz	24
CMV-11-16J	35	23	33	5	18	16	1.2	1.6	11	10kHz	13
CMV-11-20J	35	23	33	5	18	16	1.4	2	11	10kHz	14
CMV-12-E035J	25	16	25.5	4	19.5	11	1.1	0.35	12	10kHz	8

Common Mode Coils - CMV Series

Meisongbei

Electrical Characteristics For CMV Series

Part Number	Dimensions(mm)							Electronics Characteristics			
	OD (max.)	T (max.)	H (max.)	L (Ref.)	a (Ref.)	b (Ref.)	Wire (Ref.)	Inductance [mH] (min)	Rated Current [A]	Test Frequency	DCR [mΩ] (max)
CMV-12-15J	42	29	44	5	18	22	1.5	1.5	12	100kHz	18
CMV-14-12J	34	24	33	5	18	16	1.5	1.2	14	10kHz	12.2
CMV-15-02J	34	23	33	5	18	16	1.6	0.2	15	100kHz	6
CMV-15-05J	34	23	33	5	18	16	1.5	0.5	15	100kHz	8
CMV-15-07J	36	25	35	5	18	16	1.6	0.702	15	100kHz	10
CMV-15-09J	36	25	35	5	18	16	1.5	0.9	15	100kHz	20
CMV-15-10J	44	30	44	5	18	22	1.7	1	15	100kHz	12
CMV-15-12J-MI	35	25	35	3.75	18	16	1.6	1.2	15	10kHz	6.2
CMV-15-E37J	44	30	44	5	18	22	1.5	3.7	15	10kHz	16
CMV-18-05J	44	30	44	5	18	22	1.8	0.5	18	100kHz	7
CMV-18-10J	35	24	33	5	18	16	1.6	0.85	18	10kHz	6
CMV-18-085J	36	25	35	5	18	16	1.7	0.95	18	10kHz	5.5
CMV-18-095J	36	25	35	5	18	16	1.7	1.2	18	10kHz	9
CMV-18-E12J	50	31	50	4.1	40	25	1.7	1.5	18	10kHz	8
CMV-18-E15J	44	30	44	5	18	12	1.7	2.5	18	10kHz	10
CMV-18-25J	44	30	44	4.5	18	22	1.8	0.15	20	1kHz	4
CMV-20-01J-A	35	24	34	4.5	18	16	1.8	0.3	20	1kHz	4
CMV-20-03J	35	24	34	4.5	18	16	1.8	0.488	20	100kHz	3.6
CMV-20-05J-P	36	25	35	5	18	16	1.7	0.7	20	100kHz	20
CMV-20-E085JM	46	32	46	5	18	22	2.1	1.2	20	10kHz	6
CMV-20-E18J	50	31	53	5	40	25	2	1.8	20	10kHz	6.8

- Rated Voltage: 250 VAC/VDC
- Hi-pot:AC2400V/1mA/2S (between lines)
- Insulation Resistance: >100MΩ at 500VDC (between lines)
- Dimensions and electrical characteristics list above for reference only, values not guaranteed.