

Features

- Primary / Secondary Insulation ≥ 4000V
- Primary / Auxiliary Insulation ≥ 1500V

Applications

- AC-DC converters
- DC-DC converters
- Switch Power supplies
- SMPS: Flyback
- SMPS: Half Bridge and Full Bridge

Physical Characteristics (Unit:mm)

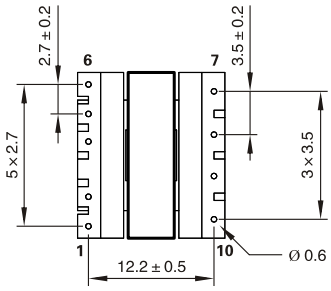

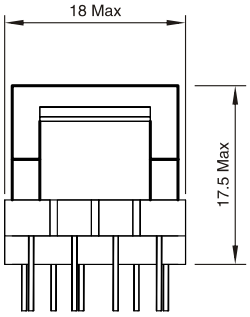

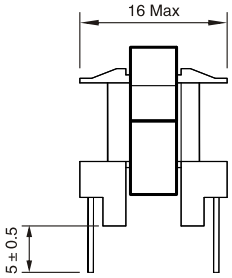

Schematic

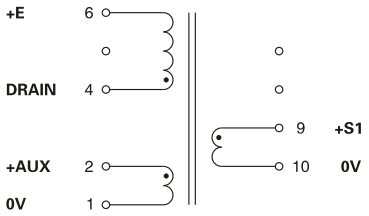

Pin 3 Removed
PCB Hole Diameter=1.1mm

Electrical Characteristics

Part Number		Output Power max	Windings						Ambient Temperature
				Pins	Turns	Voltage	Current (max)	Inductance (±10%)	
E1608	74001	6W	Pri	4-6	138	60 - 120 (VOR)	0.35 Apeak	3000 uH	<60°C
			Aux	2-1	20	8 - 16 Vdc	0.1 Adc		
			S1	9-10	8	3 - 6 Vdc	1.2 Adc		
E1609	74002	6W	Pri	4-6	150	60 - 120 (VOR)	0.38 Apeak	3000 uH	<60°C
			Aux	2-1	22	8.5 - 17 Vdc	0.1 Adc		
			S1	9-10	24	9 - 18 Vdc	0.5 Adc		