

## Features

- Primary / Secondary Insulation ≥ 4000V
- Primary / Auxiliary Insulation ≥ 1500V

## Applications

- AC-DC converters
- DC-DC converters
- Switch Power supplies
- SMPS: Flyback
- SMPS: Half Bridge and Full Bridge

## Physical Characteristics (Unit:mm)

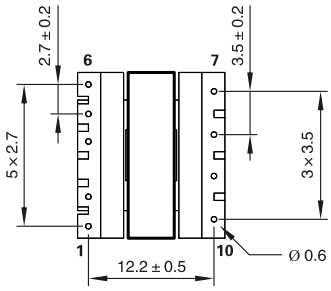


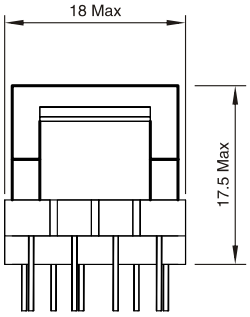


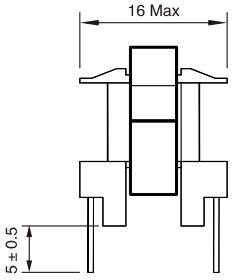


## Schematic

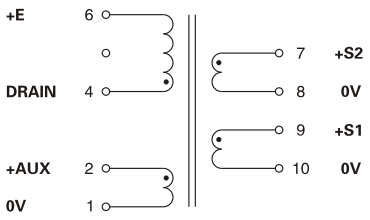


Pin 3 Removed
PCB Hole Diameter=1.1mm

## Electrical Characteristics

| Part Number | | Output Power max | Windings | | | | | | Ambient Temperature |
|---|---|---|---|---|---|---|---|---|---|
| | | | | Pins | Turns | Voltage | Current (max) | Inductance (±10% ) | |
| E1613 | 74010 | 12W | Pri | 4-6 | 120 | 60 - 125 (VOR) | 0.55 Apeak | 1660 uH | <50°C |
| | | | Aux | 2-1 | 14 | 7 - 14 Vdc | 0.1 Adc | | |
| | | | S1 | 9-10 | 7 | 3.3 - 7 Vdc | 2 Adc | | |
| | | | S2 | 7-8 | 17 | 8 - 17 Vdc | 1 Adc | | |