

Features

- Primary / Secondary Insulation ≥ 4000V
- Primary / Auxiliary Insulation ≥ 1500V

Applications

- AC-DC converters
- DC-DC converters
- Switch Power supplies
- SMPS: Flyback
- SMPS: Half Bridge and Full Bridge

Physical Characteristics (Unit:mm)

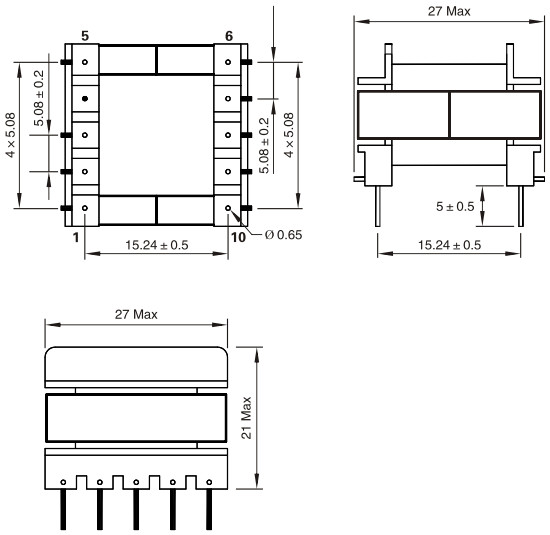

Schematic

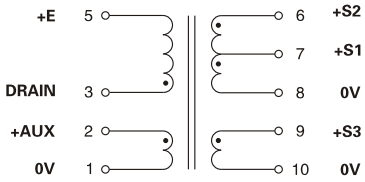

E2501

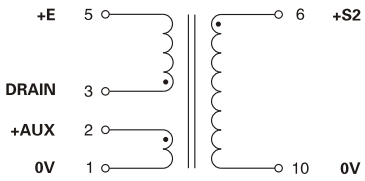

E2502

Pin 4 Removed
PCB Hole Diameter=1.4mm

Electrical Characteristics

Part Number		Output Power max	Windings					Ambient Temperature
				Pins	Turns	Voltage	Current (max)	Inductance (±10%)	
E2501	74030	30W	Pri	3-5	70	65 - 130 (VOR)	1.5 Apeak	750 uH	<50°C
			Aux	2-1	8	7 - 14.5 Vdc	1 Adc		
			S1	7-8	4	3.3 - 7 Vdc	3 Adc		
			S2	6-8	9	8 - 16 Vdc	1.5 Adc		
			S3	9-10	9	8 - 16 Vdc	1.5 Adc	1100 uH	<50°C
E2502	74032	35W	Pri	3-5	72	62 - 125 (VOR)	1.1 Apeak		
			Aux	2-1	10	8 - 16 Vdc	1 Adc		
			S1	6-10	18	15 - 30 Vdc	1.4 Adc		