

Features

- Dual-choke configuration.
- Small compact design
- Multiple housing options
- Custom-specifie versions available on request.

General Specifications

- Storage temp range: -40°C to +125°C
- Operating temp range: -40°C to +125°C
- Moisture Sensitivity Level(MSL): 1

RoHS COMPLIANT | REACH COMPLIANT | Halogen Free

Dimensions & Configurations (Unit:mm)

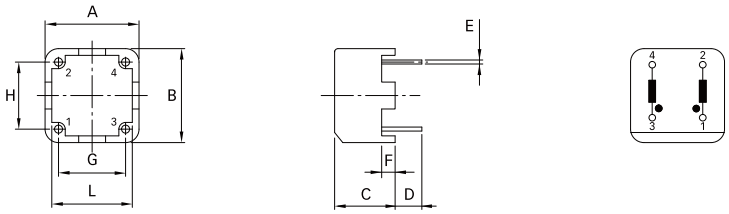

Type	A	B	C	D	E	F	G	H
HCC102	14	14	9	4	0.6	2	10	10

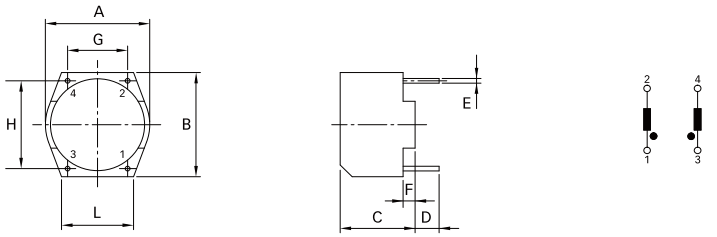

Type	A	B	C	D	E	F	G	H
HCC112	17.5	17.5	12.5	4	0.7	2	10	15
HCC114	21.5	22.5	13.2	4	0.7	2	12.5	20
HCC122	27.5	27.5	17.5	4	0.7	2	15	25
HCC142	32.5	33.1	19.7	4.3	0.8	2	20	30
HCC143	32.5	33.1	19.7	4.3	0.8	2	20	30

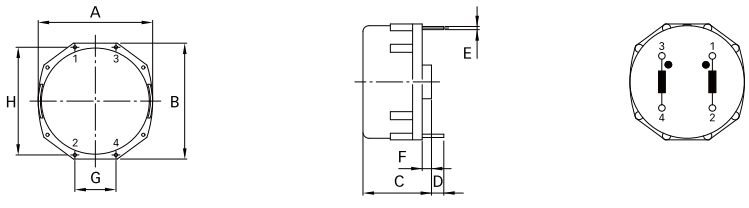

Type	A	B	C	D	E	F	G	H
HCC152	41.8	43	25	4.5	1.2	3.4	15	40

- Max operating voltage:250V at 40°C
- Rated Current: rating AC/DC current A @ 40°C max.
- Hi-pot 1500Vac winding to winding 3S.

Electrical Characteristics For HCC102 Series

Part Number	Inductance (mH) +50%/-30%	DCR (mΩ) max.	Rated Current (A)
HCC102-223Y	22	1300	0.3
HCC102-123Y	12	1100	0.3
HCC102-442Y	4.4	380	0.6
HCC102-302Y	3	210	1
HCC102-162Y	1.6	94	1.5
HCC102-112Y	1.1	70	2

Electrical Characteristics For HCC112 Series

Part Number	Inductance (mH) +50%/-30%	DCR (mΩ) max.	Rated Current (A)
HCC112-393Y	39	1460	0.4
HCC112-273Y	27	1250	0.5
HCC112-153Y	15	465	0.6
HCC112-103Y	10	370	0.8
HCC112-682Y	6.8	245	1.2
HCC112-332Y	3.3	135	1.5
HCC112-182Y	1.8	75	2
HCC112-701Y	0.7	27	4

Electrical Characteristics For HCC114 Series

Part Number	Inductance (mH) +50%/-30%	DCR (mΩ) max.	Rated Current (A)
HCC114-473Y	47	1750	0.3
HCC114-393Y	39	810	0.5
HCC114-273Y	27	500	0.8
HCC114-153Y	15	375	1
HCC114-103Y	10	200	1.2
HCC114-682Y	6.8	130	1.5
HCC114-422Y	4.2	102	2
HCC114-332Y	3.3	72	2.5
HCC114-202Y	2	55	3
HCC114-152Y	1.5	35	4

Electrical Characteristics For HCC122 Series

Part Number	Inductance (mH) +50%/-30%	DCR (mΩ) max.	Rated Current (A)
HCC122-473Y	47	1180	0.6
HCC122-393Y	39	1000	0.8
HCC122-183Y	18	610	1
HCC122-103Y	10	220	1.5
HCC122-682Y	6.8	147	2
HCC122-562Y	5.6	105	2.5
HCC122-452Y	4.5	80	3
HCC122-332Y	3.3	45	4

Electrical Characteristics For HCC142 Series

Part Number	Inductance (mH) +50%/-30%	DCR (mΩ) max.	Rated Current (A)
HCC142-823Y	82	2700	0.5
HCC142-333Y	33	810	1
HCC142-273Y	27	500	1.4
HCC142-682Y	6.8	190	2
HCC142-332Y	3.3	66	4
HCC142-182Y	1.8	20	6

Electrical Characteristics For HCC143 Series

Part Number	Inductance (mH) +50%/-30%	DCR (mΩ) max.	Rated Current (A)
HCC143-104Y	100	2900	0.5
HCC143-473Y	47	880	1
HCC143-103Y	10	230	2
HCC143-392Y	3.9	58	4
HCC143-182Y	1.8	20	6

Electrical Characteristics For HCC152 Series

Part Number	Inductance (mH) +50%/-30%	DCR (mΩ) max.	Rated Current (A)
HCC152-683Y	68	1300	1
HCC152-183Y	18	350	2
HCC152-682Y	6.8	87	4
HCC152-392Y	3.9	41	6
HCC152-272Y	2.7	22	8
HCC152-182Y	1.8	14	10