Meisongbei



Feature and application

- Surface Mount.
- Available on tape and reel.
- Ideally suited for High volume CATV/Broadband applications.

RoHS COMPLIANT | REACH COMPLIANT | Halogen Free

Dimensions(mm)

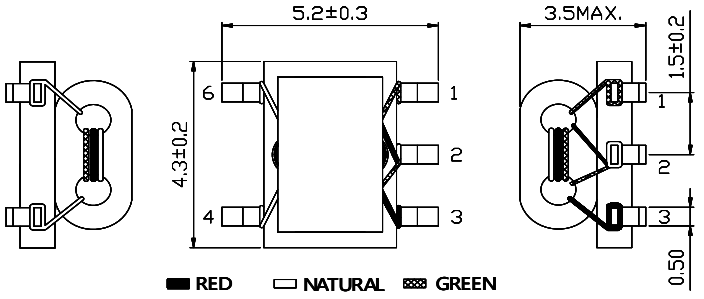

Connection(Bottom view)

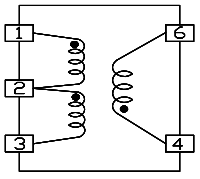

Test Circuit

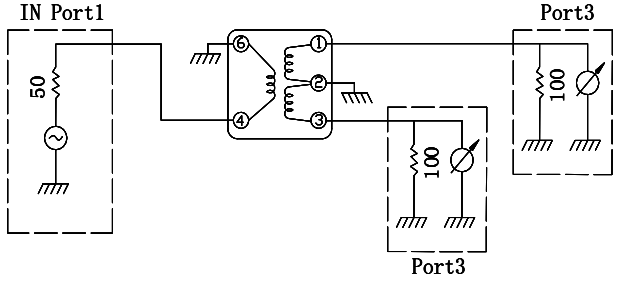

Land Patterns(mm)

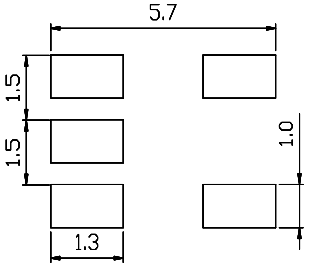

Electrical characteristics(at 20°C)

Part No.	Turns	Wire	Inductance (uH) [Typ.]		D.C.R (mΩ) [Max.]	
	PIN1-2=2-3=4-6		PIN1-3	PIN4-6	PIN1-3	PIN4-6
MB4F-617PT-1667	2	2UEW-0.10	1.8	0.6	100	60
MB4F-617PT-1669	3	2UEW-0.10	5.0	1.0	120	70
MB4F-617PT-1699	4	2UEW-0.10	8.3	1.8	150	80
MB4F-617PT-1664	5	2UEW-0.10	16.0	3.0	180	100

- Measuring condition: Inductance at 100kHz,1V
- Measuring equipment:
  Ls-Q :HP4682A or equivalent
  D.C.R : HIOKI 3540 or equivalent
  Insertion Loss :HP8711A or equivalent

Typical characteristics

(1) MB4F-617PT-1667 (Impedance Ratio:50Ω :200Ω)

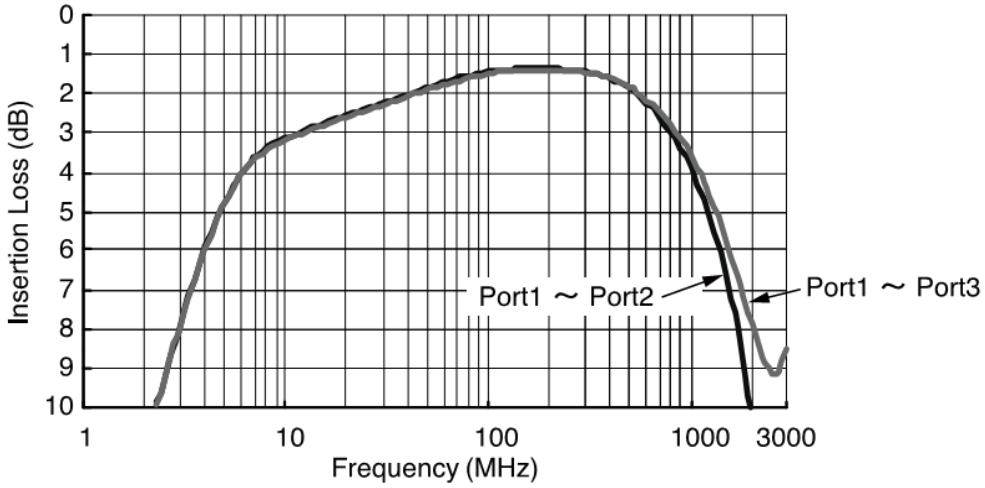

(3) MB4F-617PT-1664 (Impedance Ratio:50Ω :200Ω)

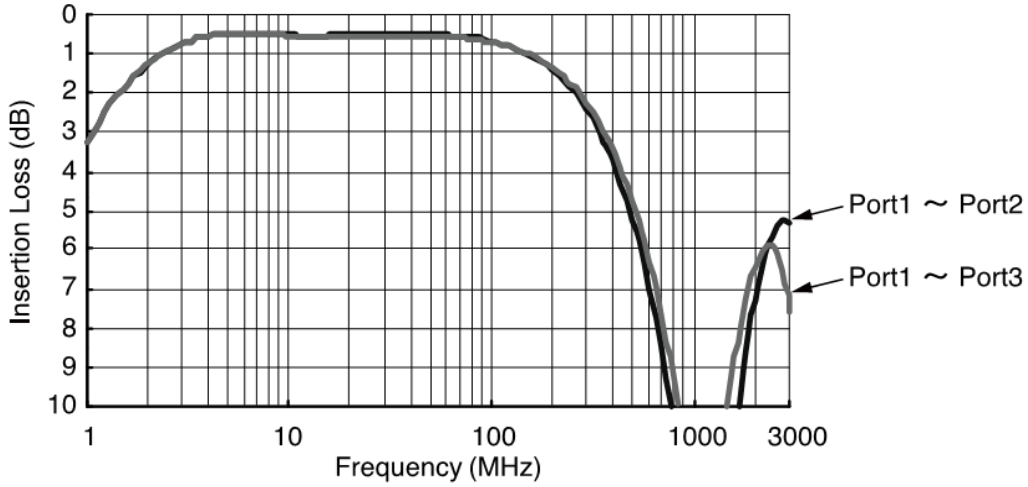

Tape & Reel Specifications:

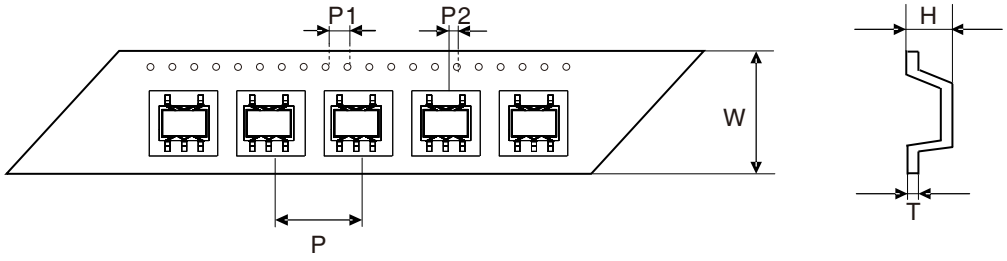

Unit: mm

Type	Dimension	W	P	P1	P2	H	T
	Tolerance	±0.3	±0.1	±0.1	±0.1	±0.15	±0.05
MB4F		16.0	12.0	4.00	2.00	4.80	0.35

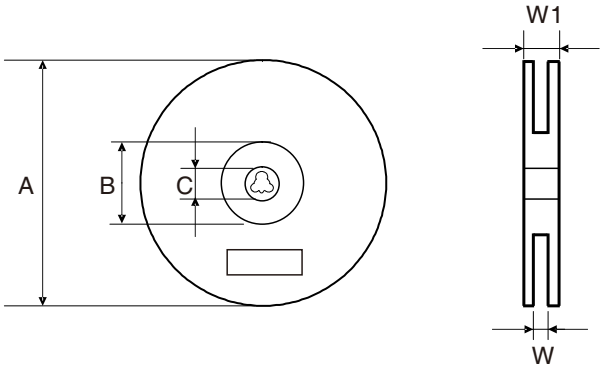

Unit: mm

Type	Dimension	QTY Per Reel	A	B	C	W	W1
	Tolerance	Pcs	±2.0	min	±0.5	±0.5	±3.0
MB4F		1000	330	100	13.5	16.5	21.0