MCFS Through-hole Shielded Power Inductors

Meisongbei



Features

- Magnetically shielded construction.
- Ideal as a choke coil for noise filtering.

General Specifications

- Storage temp range: -40°C to +85°C
- Operating temp range: -40°C to +85°C
- Moisture Sensitivity Level(MSL): 1

Application:

- Ideal for use as a power choke coil in general household appliances such as TV Set, video and industrial equipment.
- Peaking coil in filtering applications.
- Communication equipment.

RoHS COMPLIANT | REACH COMPLIANT | Halogen Free

Dimensions & Configurations (Unit:mm)

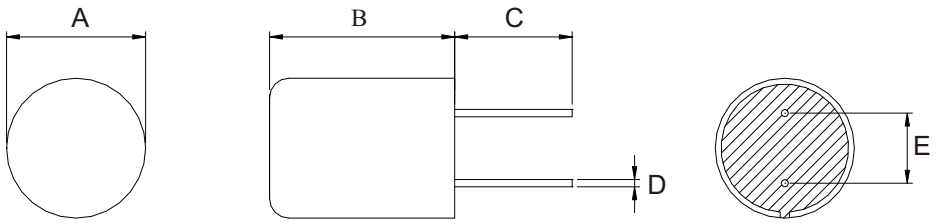

Type	A(max)	B(max)	C ± 1.0	D ± 1.0	E ± 1.0
MCFS0810	8.5	11.0	5.0	0.6	4.0
MCFS1012	10.5	13.0	5.0	0.6	5.0
MCFS1214	12.5	15.0	5.0	0.8	5.0
MCFS1619	16.5	19.5	5.0	0.8	7.5

Dimensions & Configurations (Unit:mm)

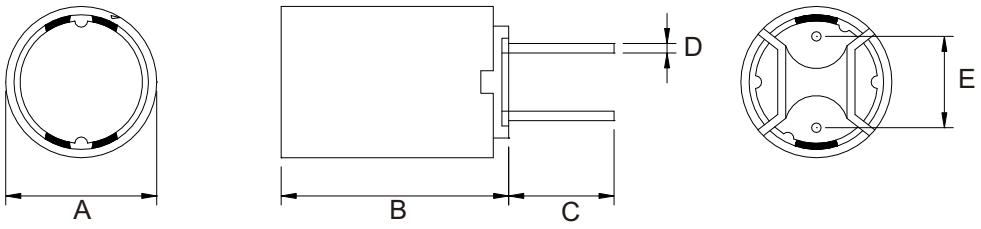

Type	A(max)	B(max)	C ± 1.0	D ± 0.1	E ± 0.3
MCFS1616	16.5	16.5	5.0	0.8	7.5

Electrical Characteristics For MCFS0810 Series

Part Number	Inductance [mH]	DCR(max) [Ω]	Idc [mA]	Test Freq [KHz]
MCFS0810-102M	1.0 ±20%	4.7	57	1
MCFS0810-122M	1.2 ±20%	5.1	50	1
MCFS0810-152M	1.5 ±20%	5.9	46	1
MCFS0810-182M	1.8 ±20%	6.6	41	1
MCFS0810-222M	2.2 ±20%	7.8	37	1
MCFS0810-272M	2.7 ±20%	9.0	34	1
MCFS0810-332M	3.3 ±20%	10.0	30	1
MCFS0810-392M	3.9 ±20%	11.5	28	1
MCFS0810-472M	4.7 ±20%	12.6	25	1
MCFS0810-562M	5.6 ±20%	17.2	23	1
MCFS0810-682M	6.8 ±20%	19	20	1
MCFS0810-882M	8.8 ±20%	22	18	1
MCFS0810-103M	10 ±20%	25	15	1
MCFS0810-123M	12 ±20%	28	14	1
MCFS0810-153M	15 ±20%	33	12	1
MCFS0810-183M	18 ±20%	42	11	1
MCFS0810-223M	22 ±20%	48	10	1
MCFS0810-273M	27 ±20%	56	10	1
MCFS0810-333M	33 ±20%	64	9	1
MCFS0810-393M	39 ±20%	72	8	1
MCFS0810-473M	47 ±20%	82	8	1

Electrical Characteristics For MCFS1012 Series

Part Number	Inductance [mH]	DCR(max) [Ω]	IDC [mA]	Test Freq [KHz]
MCFS1012-102M	1.0 ±20%	3.4	55	1
MCFS1012-122M	1.2 ±20%	3.7	52	1
MCFS1012-152M	1.5 ±20%	4.0	47	1
MCFS1012-182M	1.8 ±20%	4.5	44	1
MCFS1012-222M	2.2 ±20%	5.2	41	1
MCFS1012-272M	2.7 ±20%	5.8	37	1
MCFS1012-332M	3.3 ±20%	6.1	33	1
MCFS1012-392M	3.9 ±20%	7.2	30	1
MCFS1012-472M	4.7 ±20%	7.5	28	1
MCFS1012-562M	5.6 ±20%	8.4	25	1
MCFS1012-682M	6.8 ±20%	9.7	23	1
MCFS1012-882M	8.8 ±20%	10.4	21	1
MCFS1012-103M	10 ±20%	12.1	18	1
MCFS1012-123M	12 ±20%	13.0	17	1
MCFS1012-153M	15 ±20%	15.0	15	1
MCFS1012-183M	18 ±20%	17.0	13	1
MCFS1012-223M	22 ±20%	19.5	11	1
MCFS1012-273M	27 ±20%	22	10	1
MCFS1012-333M	33 ±20%	26	9	1
MCFS1012-393M	39 ±20%	45	8	1
MCFS1012-473M	47 ±20%	52	8	1
MCFS1012-563M	56 ±20%	58	7	1
MCFS1012-683M	68 ±20%	67	6	1

Electrical Characteristics For MCFS1214 Series

Part Number	Inductance [μH]	DCR(max) [mΩ]	IDC [A]	Test Freq [KHz]
MCFS1214-100M	10 ±20%	15	3.61	1
MCFS1214-150M	15 ±20%	17	3.16	1
MCFS1214-180M	18 ±20%	20	2.81	1
MCFS1214-220M	22 ±20%	21	2.44	1
MCFS1214-270M	27 ±20%	23	2.12	1
MCFS1214-330M	33 ±20%	24	1.80	1
MCFS1214-390M	39 ±20%	27	1.64	1
MCFS1214-470M	47 ±20%	32	1.57	1
MCFS1214-560M	56 ±20%	34	1.39	1
MCFS1214-680M	68 ±20%	60	1.26	1
MCFS1214-820M	82 ±20%	70	1.18	1
MCFS1214-101M	100 ±20%	90	1.14	1
MCFS1214-151M	150 ±20%	110	0.82	1
MCFS1214-181M	180 ±20%	120	0.73	1
MCFS1214-221M	220 ±20%	140	0.61	1
MCFS1214-271M	270 ±20%	160	0.54	1
MCFS1214-331M	330 ±20%	170	0.52	1
MCFS1214-391M	390 ±20%	320	0.48	1
MCFS1214-471M	470 ±20%	350	0.44	1
MCFS1214-561M	560 ±20%	390	0.40	1
MCFS1214-681M	680 ±20%	440	0.38	1
MCFS1214-821M	820 ±20%	480	0.28	1
MCFS1214-102M	1000 ±20%	530	0.27	1
MCFS1214-122M	1200 ±20%	660	0.26	1
MCFS1214-152M	1500 ±20%	860	0.23	1
MCFS1214-182M	1800 ±20%	950	0.21	1
MCFS1214-222M	2200 ±20%	1070	0.18	1

Electrical Characteristics For MCFS1619 Series

Part Number	Inductance [μH]	DCR(max) [mΩ]	IDC [A]	Test Freq [KHz]
MCFS1619-4R7M	4.7 ±20%	6.70	14.5	1
MCFS1619-6R8M	6.8 ±20%	9.35	13.2	1
MCFS1619-100M	10 ±20%	10.5	12.1	1
MCFS1619-120M	12 ±20%	11.0	11.3	1
MCFS1619-150M	15 ±20%	14.5	10.1	1
MCFS1619-180M	18 ±20%	16.5	9.5	1
MCFS1619-220M	22 ±20%	17.0	8.4	1
MCFS1619-270M	27 ±20%	20.0	7.6	1
MCFS1619-330M	33 ±20%	27.0	6.8	1
MCFS1619-390M	39 ±20%	33.0	6.0	1
MCFS1619-470M	47 ±20%	37.0	5.5	1
MCFS1619-560M	56 ±20%	45.0	5.0	1
MCFS1619-680M	68 ±20%	56.0	3.2	1
MCFS1619-820M	82 ±20%	64.5	3.7	1
MCFS1619-101M	100 ±20%	68.0	3.6	1
MCFS1619-121M	120 ±20%	80.0	3.4	1
MCFS1619-151M	150 ±20%	91.0	3.2	1
MCFS1619-181M	180 ±20%	135	2.8	1
MCFS1619-221M	220 ±20%	155	2.6	1
MCFS1619-271M	270 ±20%	180	2.3	1
MCFS1619-331M	330 ±20%	240	2.0	1
MCFS1619-391M	390 ±20%	255	1.9	1
MCFS1619-471M	470 ±20%	280	1.8	1
MCFS1619-561M	560 ±20%	380	1.7	1
MCFS1619-681M	680 ±20%	515	1.6	1
MCFS1619-821M	820 ±20%	575	1.55	1
MCFS1619-102M	1000 ±20%	665	1.5	1

Electrical Characteristics For MCFS1616 Series

Part Number	Inductance [μH]	DCR(max) [mΩ]	IDC [A]	Test Freq [KHz]
MCFS1616-4R7M	4.7 ±20%	6.70	12.6	1
MCFS1616-6R8M	6.8 ±20%	9.35	9.8	1
MCFS1616-100M	10 ±20%	10.5	9.3	1
MCFS1616-120M	12 ±20%	11.0	8.5	1
MCFS1616-150M	15 ±20%	14.5	7.1	1
MCFS1616-180M	18 ±20%	16.5	6.7	1
MCFS1616-220M	22 ±20%	17.0	6.2	1
MCFS1616-270M	27 ±20%	20.0	5.6	1
MCFS1616-330M	33 ±20%	27.0	5.0	1
MCFS1616-390M	39 ±20%	33.0	4.6	1
MCFS1616-470M	47 ±20%	37.0	4.2	1
MCFS1616-560M	56 ±20%	45.0	3.8	1
MCFS1616-680M	68 ±20%	56.0	3.3	1
MCFS1616-820M	82 ±20%	64.5	2.9	1
MCFS1616-101M	100 ±20%	68.0	2.7	1
MCFS1616-121M	120 ±20%	80.0	2.5	1
MCFS1616-151M	150 ±20%	91.0	2.3	1
MCFS1616-181M	180 ±20%	135	2.0	1
MCFS1616-221M	220 ±20%	155	1.8	1
MCFS1616-271M	270 ±20%	180	1.7	1
MCFS1616-331M	330 ±20%	240	1.5	1
MCFS1616-391M	390 ±20%	255	1.3	1
MCFS1616-471M	470 ±20%	280	1.2	1
MCFS1616-561M	560 ±20%	380	1.1	1
MCFS1616-681M	680 ±20%	515	1.0	1
MCFS1616-821M	820 ±20%	575	0.96	1
MCFS1616-102M	1000 ±20%	665	0.85	1