SMT Power Inductors - MSP3308/3316/3340 Series

Meisongbei



Features

- High energy storage and very low DCR
- Magnetically unshielded
- Ferrite core

Package

- MSP3308 - 1000 PCS/Reel
- MSP3316 - 1000 PCS/Reel
- MSP3340 - 250 PCS/Reel

General Specifications

- Storage temp range: -40°C to +125°C
- Operating temp range: -40°C to +125°C
- Moisture Sensitivity Level(MSL): 1

RoHS COMPLIANT | REACH COMPLIANT | Halogen Free

Shape and Dimensions (Unit:mm)

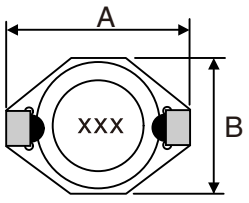

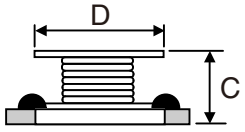

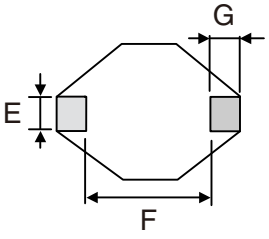

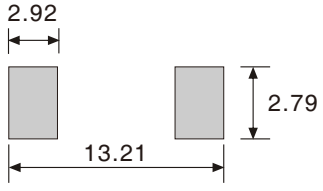

Recommended Layout

Type	A (max)	B (max)	C (max)	D (±0.3)	E (Ref)	F (Ref)	G (Ref)
MSP3308	12.95	9.40	3.00	8.38	2.54	7.62	2.54
MSP3316	12.95	9.40	5.21	8.38	2.54	7.62	2.54
MSP3340	12.95	9.40	11.43	8.38	2.54	7.62	2.54

Electrical Characteristics For MSP3308 Series

Part Number	Inductance [μH]	DCR(max) [mΩ]	SRF(Typ) [MHz]	Isat (max) [A]	Irms (max) [A]
MSP3308-100M	10 ±20%	110	35	2.4	2.0
MSP3308-150M	15 ±20%	150	33	2.0	1.5
MSP3308-220M	22 ±20%	230	25	1.6	1.3
MSP3308-330M	33 ±20%	300	19	1.4	1.1
MSP3308-470M	47 ±20%	390	14	1.0	0.8
MSP3308-680M	68 ±20%	660	12	0.9	0.7
MSP3308-101M	100 ±20%	840	10	0.7	0.6
MSP3308-151M	150 ±20%	1200	8	0.6	0.5
MSP3308-221M	220 ±20%	1900	6	0.5	0.4
MSP3308-331M	330 ±20%	2700	6	0.4	0.3
MSP3308-471M	470 ±20%	4000	4	0.3	0.2
MSP3308-681M	680 ±20%	5300	3	0.2	0.1
MSP3308-102M	1000 ±20%	8400	2.5	0.1	0.05

SMT Power Inductors - MSP3308/3316/3340 Series

Meisongbei

Electrical Characteristics For MSP3316 Series

Part Number	Inductance [μH]	DCR(max) [mΩ]	SRF(Typ) [MHz]	Isat (max) [A]	Irms (max) [A]
MSP3316-1R0M	1.0 ±20%	9	100	9.0	6.8
MSP3316-1R5M	1.5 ±20%	10	90	8.0	6.4
MSP3316-2R2M	2.2 ±20%	12	80	7.0	6.1
MSP3316-3R3M	3.3 ±20%	15	65	6.4	5.4
MSP3316-4R7M	4.7 ±20%	18	45	5.4	4.8
MSP3316-6R8M	6.8 ±20%	27	38	4.6	4.4
MSP3316-100M	10 ±20%	38	30	3.8	3.9
MSP3316-150M	15 ±20%	46	27	3.0	3.1
MSP3316-220M	22 ±20%	85	19	2.6	2.7
MSP3316-330M	33 ±20%	100	15	2.0	2.1
MSP3316-470M	47 ±20%	140	12	1.6	1.8
MSP3316-680M	68 ±20%	200	10	1.4	1.5
MSP3316-101M	100 ±20%	280	9	1.2	1.3
MSP3316-151M	150 ±20%	400	6	1.0	1.0
MSP3316-221M	220 ±20%	610	5	0.8	0.8
MSP3316-331M	330 ±20%	1020	4.5	0.6	0.6
MSP3316-471M	470 ±20%	1270	3.5	0.5	0.5
MSP3316-681M	680 ±20%	2020	2.5	0.4	0.4
MSP3316-102M	1000 ±20%	3000	2.0	0.3	0.3

Electrical Characteristics For MSP3340 Series

Part Number	Inductance [μH]	DCR(max) [mΩ]	SRF(Typ) [MHz]	Isat (max) [A]	Irms (max) [A]
MSP3340-100M	10 ±20%	40	35	8.0	3.5
MSP3340-150M	15 ±20%	50	18	7.0	3.0
MSP3340-220M	22 ±20%	66	13	5.5	2.5
MSP3340-330M	33 ±20%	80	11	4.0	2.0
MSP3340-470M	47 ±20%	110	9.0	3.8	1.6
MSP3340-680M	68 ±20%	170	7.0	3.0	1.2
MSP3340-101M	100 ±20%	220	5.5	2.5	1.2
MSP3340-151M	150 ±20%	340	4.5	2.0	0.9
MSP3340-221M	220 ±20%	440	3.5	1.6	0.7
MSP3340-331M	330 ±20%	700	3.0	1.2	0.6
MSP3340-471M	470 ±20%	950	2.5	1.0	0.3
MSP3340-681M	680 ±20%	1200	2.0	1.0	0.2
MSP3340-102M	1000 ±20%	2000	1.5	0.8	0.1

- Inductance tested at 100kHz
- Heat Rating Current (Irms): Current that cause the temperature 40°C rise from 25°C
- Saturation Current (Isat): DC current at which the inductance drops 10% from its value without current