Common Mode Chip Inductors - MSWC2012 Series

Meisongbei



Features

- Small size and low profile.
- High common mode impedance at high suppression performance
- Excellent solder ability

Applications

- USB2.0 of IEEE1394, PC
- Power switch and servers
- LVDS lines of Note PC, LCD
- Audio lines

General Specifications

- Storage temp range: -40°C to +85°C
- Operating temp range: -40°C to +85°C
- Temperature Rise: 40°C max. at IDC

RoHS COMPLIANT | REACH COMPLIANT | Halogen Free

Dimensions & Configurations (Unit:mm)

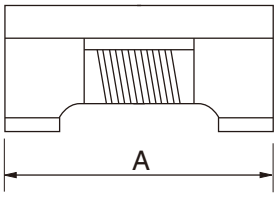

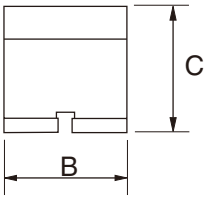

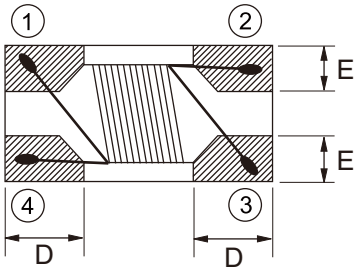

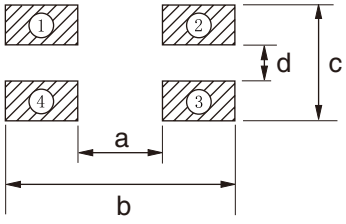

Recommend Land Pattern

Type	A±0.2	B±0.2	C±0.2	D(Typ)	E(Typ)	a	b	c	d
MSWC2012	2.0	1.2	1.2	0.5	0.5	1.2	2.6	1.2	0.4

Schematic

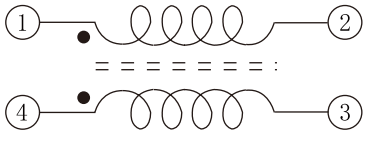

Electrical Characteristics For MSWC2012 Series

Part Number	Impedance @100MHz (Ω) Tolerance(±25%)	DCR Max. (mΩ)	Idc Max. (mA)	Rated Voltage (V)	Insulation Resistance (MΩ) Min.
MSWC2012-300	30	200	450	50	10
MSWC2012-500	50	250	550	50	10
MSWC2012-750	75	250	400	50	10
MSWC2012-900	90	300	400	50	10
MSWC2012-101	100	300	400	50	10
MSWC2012-121	120	300	400	50	10
MSWC2012-161	160	350	350	50	10
MSWC2012-181	180	350	350	50	10
MSWC2012-201	200	350	300	50	10
MSWC2012-221	220	350	300	50	10
MSWC2012-251	250	400	300	50	10
MSWC2012-261	260	400	300	50	10
MSWC2012-301	300	400	290	50	10
MSWC2012-361	360	400	300	50	10
MSWC2012-371	370	450	280	50	10
MSWC2012-481	480	550	200	50	10
MSWC2012-501	500	550	200	50	10
MSWC2012-601	600	550	300	50	10
MSWC2012-671	670	600	180	50	10
MSWC2012-681	680	700	180	50	10
MSWC2012-751	750	800	150	50	10
MSWC2012-801	800	880	150	50	10
MSWC2012-901	900	1000	100	50	10
MSWC2012-102	1000	1000	100	50	10

Typical Impedance vs. Frequency

