Common Mode Chip Inductors - MSWC3225L Series

Meisongbei



Features

- Small size and low profile.
- High common mode impedance at high suppression performance
- Excellent solder ability

Applications

- USB2.0 of IEEE1394, PC
- Power switch and servers
- LVDS lines of Note PC, LCD
- Audio lines

General Specifications

- Storage temp range: -40°C to +125°C
- Operating temp range: -40°C to +125°C
- Temperature Rise: 40°C max. at Irms

RoHS COMPLIANT | REACH COMPLIANT | Halogen Free

Dimensions & Configurations (Unit:mm)

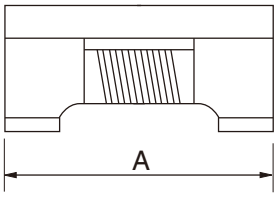

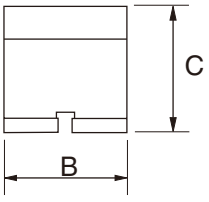

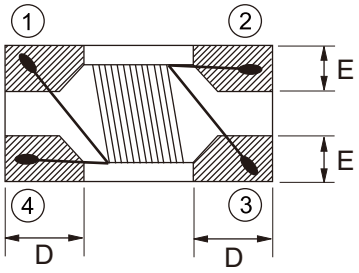

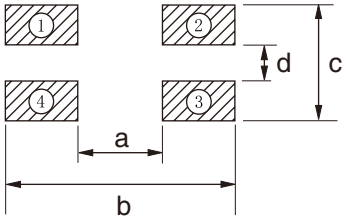

Recommend Land Pattern

Type	A±0.2	B±0.2	C±0.2	D(Typ)	E(Typ)	a	b	c	d
MSWC3225L	3.2	2.5	2.2	0.8	0.9	2.0	3.7	2.5	0.6

Schematic

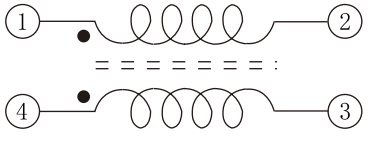

Electrical Characteristics For MSWC3225L Series

Part Number	Inductance(uH)	Impedance @10MHz (Ω)		DCR Max. (mΩ)	Irms Max. (mA)	Rated Voltage (V)	Insulation Resistance (MΩ) Min.
	100kHz/0.1V +50%/-30%	Min	Typ				
MSWC3225L-110Y	11	300	550	400	300	50	10
MSWC3225L-220Y	22	500	1100	500	250	50	10
MSWC3225L-510Y	51	1000	2600	700	200	50	10
MSWC3225L-101Y	100	2200	5100	1500	150	50	10

Typical Impedance vs. Frequency

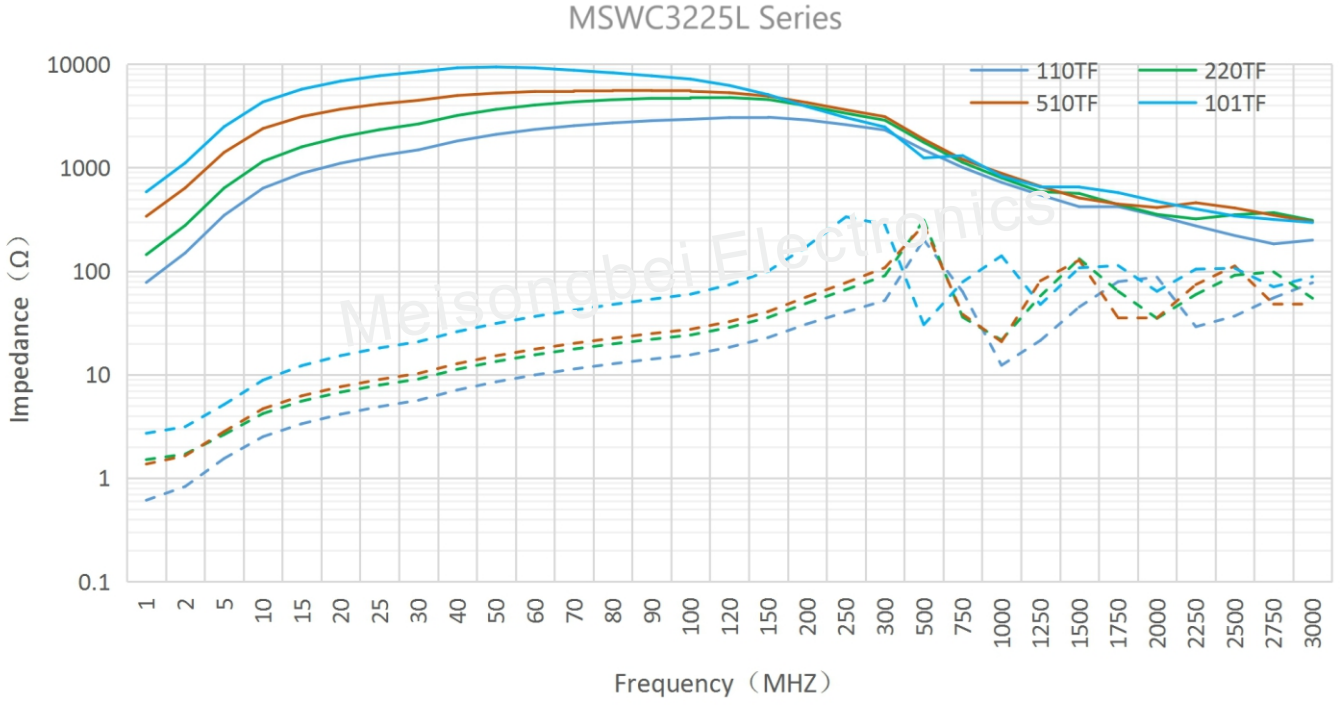

Tape & Reel Specifications:

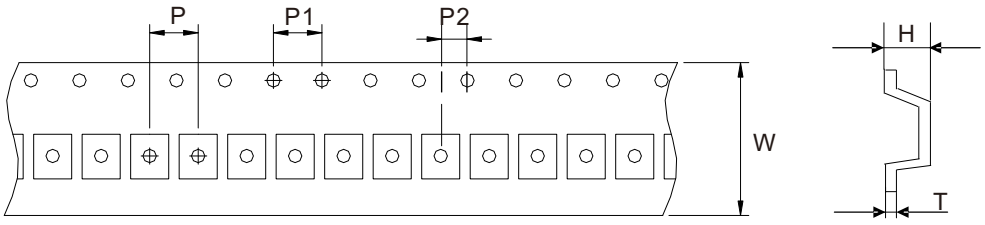

Unit: mm

Type	Dimension	W	P	P1	P2	H	T
	Tolerance	±0.3	±0.1	±0.1	±0.1	±0.15	±0.05
MSWC3225L		8.0	4.0	4.0	2.0	2.55	0.26

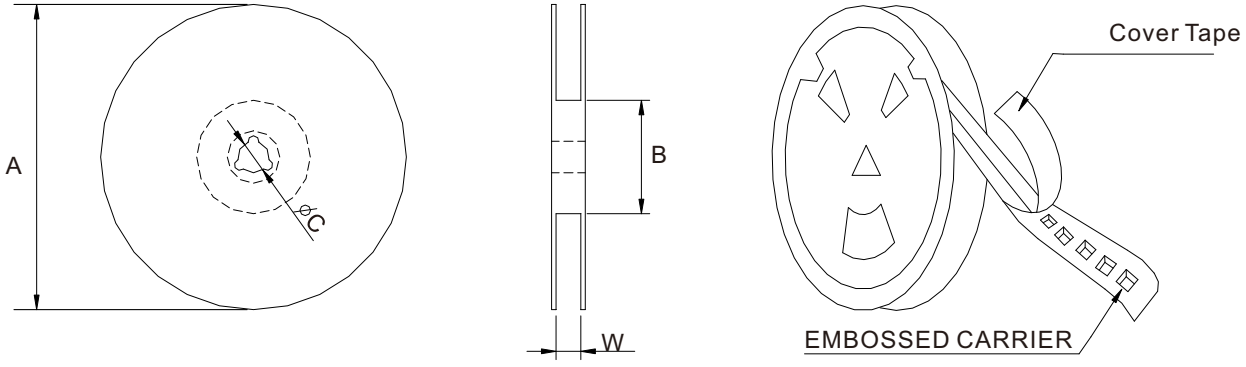

Unit: mm

Type	Dimension	QTY Per Reel	A	B	C	W
	Tolerance	PCS	±2.0	±0.5	±0.5	±0.5
MSWC3225L		1500	178	60	13	9.5