Common Mode Chip Inductors - MSWC4532L Series

Meisongbei



Features

- Small size and low profile.
- High common mode impedance at high suppression performance
- Excellent solder ability

Applications

- USB2.0 of IEEE1394, PC
- Power switch and servers
- LVDS lines of Note PC, LCD
- Audio lines

General Specifications

- Storage temp range: -40°C to +125°C
- Operating temp range: -40°C to +125°C
- Temperature Rise: 40°C max. at Irms

RoHS COMPLIANT | REACH COMPLIANT | Halogen Free

Dimensions & Configurations (Unit:mm)

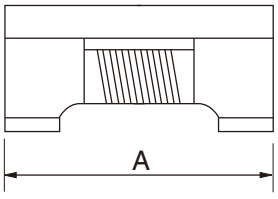

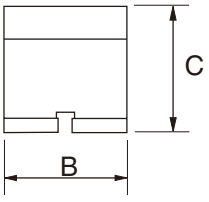

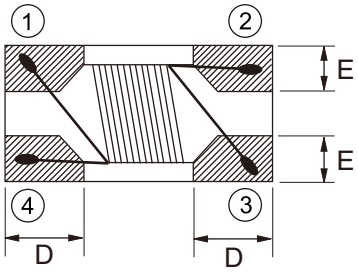

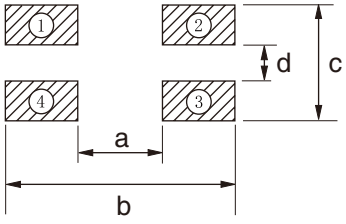

Recommend Land Pattern

Type	A±0.2	B±0.2	C±0.2	D(Typ)	E(Typ)	a	b	c	d
MSWC4532L	4.5	3.2	2.8	1.0	1.2	2.5	4.8	3.8	0.7

Schematic

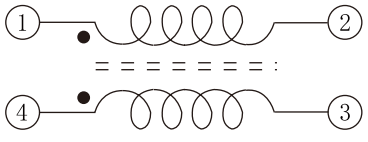

Common Mode Chip Inductors - MSWC4532L Series

Meisongbei

Electrical Characteristics For MSWC4532L Series

Part Number	Inductance (uH) @100KHZ/0.1V	Impedance (Ω) @100MHz		DCR (mΩ)	Irms (mA)	Rated Voltage (V)	Insulation Resistance (MΩ)
	+50%-30%	Min	Typ.	Max.	Max.	Max.	Min.
MSWC4532L-110Y	11	300	600	600	250	50	10
MSWC4532L-220Y	22	500	1200	1000	200	50	10
MSWC4532L-510Y	51	1000	2800	1000	200	50	10
MSWC4532L-101Y	100	2000	5800	2000	150	50	10
MSWC4532L-201Y	200	8000	13000	4500	100	50	10

Typical Impedance vs. Frequency

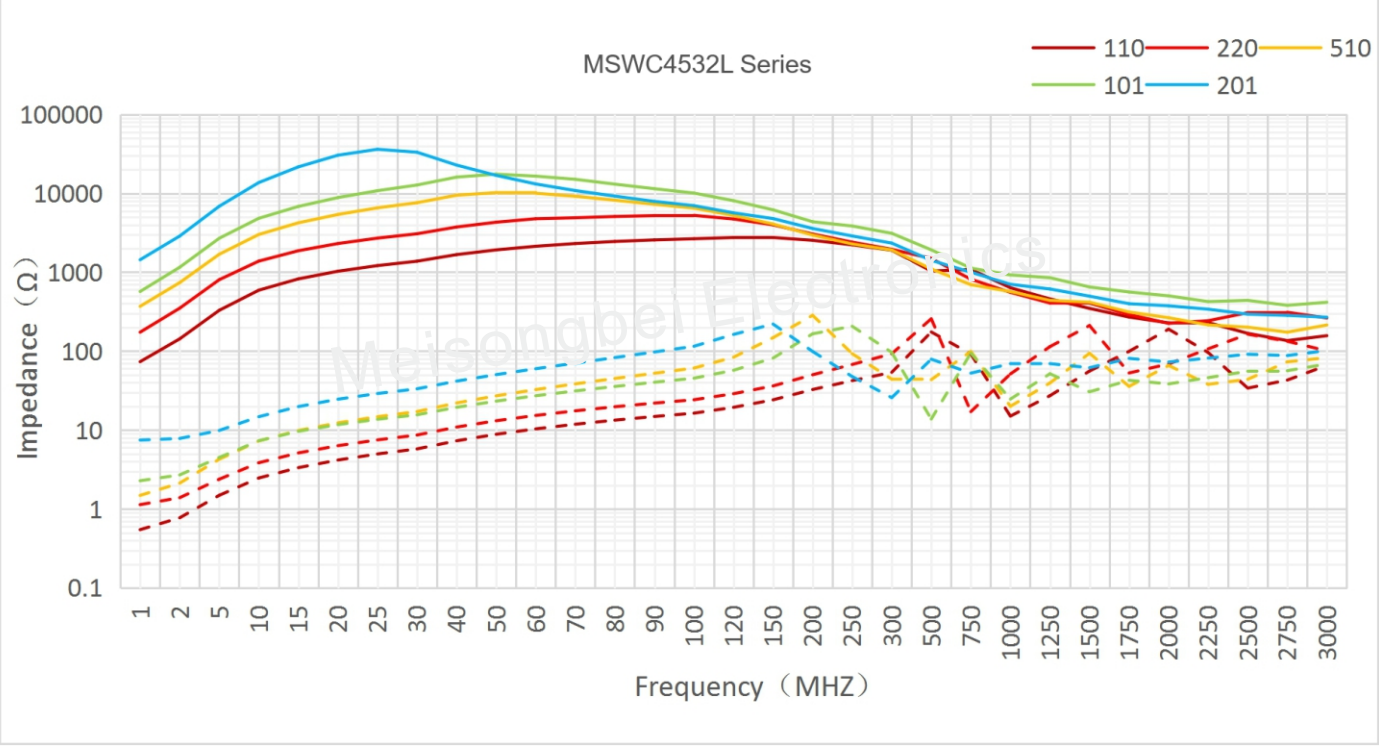

Tape & Reel Specifications:

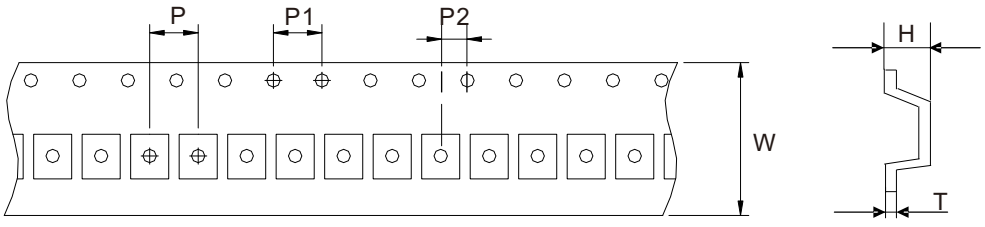

Unit: mm

Type	Dimension	W	P	P1	P2	H	T
	Tolerance	±0.3	±0.1	±0.1	±0.1	±0.15	±0.05
MSWC4532L		12.0	8.0	4.0	2.0	3.00	0.30

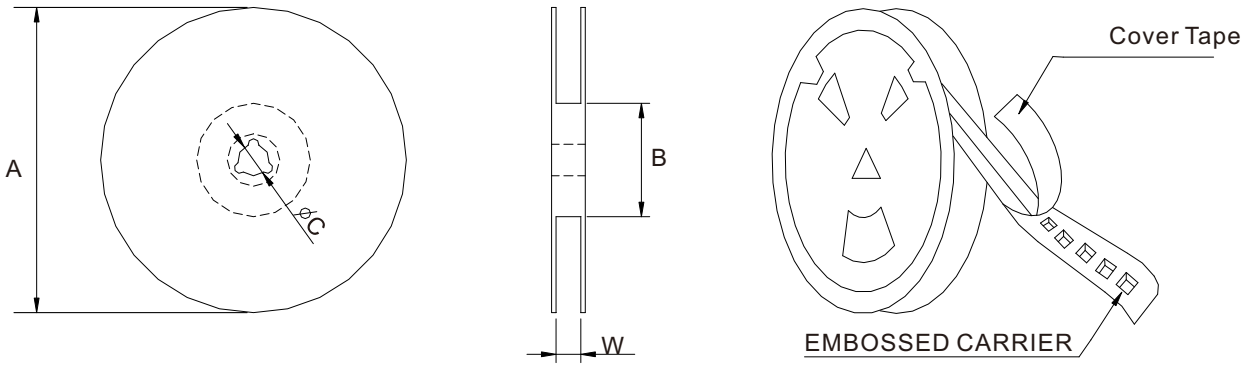

Unit: mm

Type	Dimension	QTY Per Reel	A	B	C	W
	Tolerance	PCS	±2.0	±0.5	±0.5	±0.5
MSWC4532L		2000	330	97	13	12.8