SMD Common Mode Choke - SF0905 Series

Meisongbei



Features

- Dual-choke configuration.
- Small compact design
- Rated Voltage: 80 VDC

General Specifications

- Storage temp range: -40°C to +105°C
- Operating temp range: -40°C to +105°C

Applications

- Current compensated choke for data and signal lines
- Power supply system
- Signal and sensor lines
- Suppression of common mode noise

RoHS COMPLIANT | REACH COMPLIANT | Halogen Free

Dimensions & Configurations (Unit:mm)

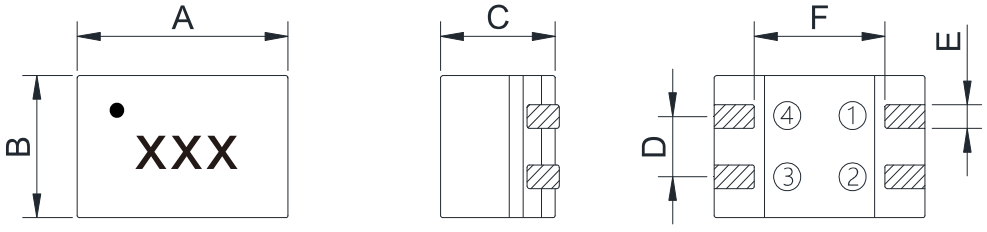

Type	A ± 0.3	B ± 0.3	C ± 0.3	D (Ref)	E (Ref)	F (Ref)
SF0905	9.2	6.0	5.0	2.54	1.0	5.7

Land Patterns(mm)

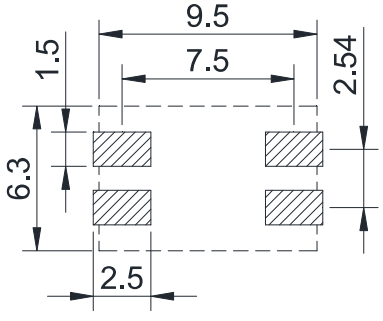

Schematic

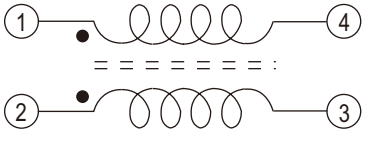

SMD Common Mode Choke - SF0905 Series

Meisongbei

Electrical Characteristics For SF0905 Series

Part Number	Inductance [uH]	Leakage Inductance (Ref) [uH]	DCR (max) [Ω]	Rated Current (max) [A]	Impedance	
					Frequency Range (MHz)	Min Value (Ω)
SF0905-100Y	10±30%	8	0.08	1.6	20-300	200
SF0905-250Y	25±30%	16	0.16	1.0	20-150	600
SF0905-400Y	40±30%	18	0.25	0.9	20-100	800
SF0905-510Y	51±30%	22	0.32	0.8	20-100	1500
SF0905-251Y	250±50%	0.11	0.13	1.2	3-20	600
SF0905-471Y	470±50%	0.12	0.14	1.1	2-20	1000
SF0905-501Y	500±50%	0.12	0.15	1.0	1-20	1000
SF0905-102Y	1000±50%	0.17	0.31	0.8	1-15	1500
SF0905-202Y	2000±50%	0.25	0.42	0.6	1-5	3000
SF0905-472Y	4700±50%	0.36	0.90	0.4	0.3-3	4000
SF0905-652Y	6500±50%	0.39	1.05	0.3	0.3-2	5000

- Inductance Test condition:10-51uH, 1KHz/0.1V; 250-6500uH, 100KHz/0.1V
- Leakage inductance is for L1 and is measured with L2 shorted
- Rated Current: the value of DC current when the temperature rise is AT40°C(Ta=25°C)
- HI-POT test (N1-N2): 500 Vac / 60Hz, 3mA, 1sec.

SMD Common Mode Choke - SF0905 Series

Impedance VS Frequency Curve

100Y

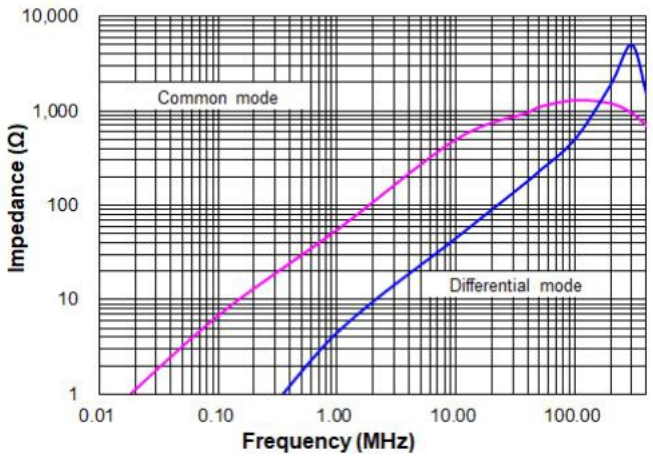

250Y

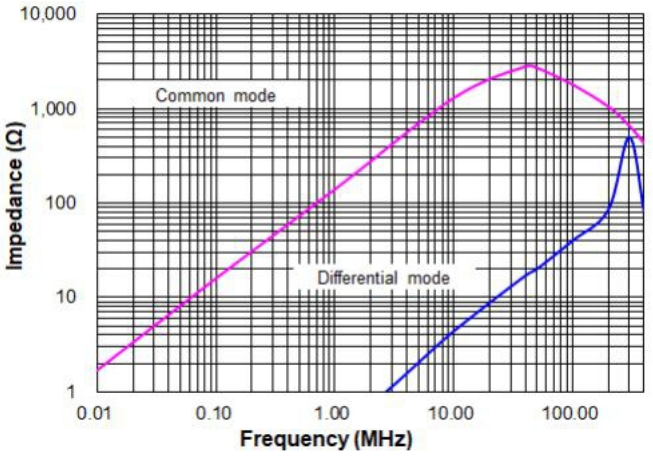

400Y

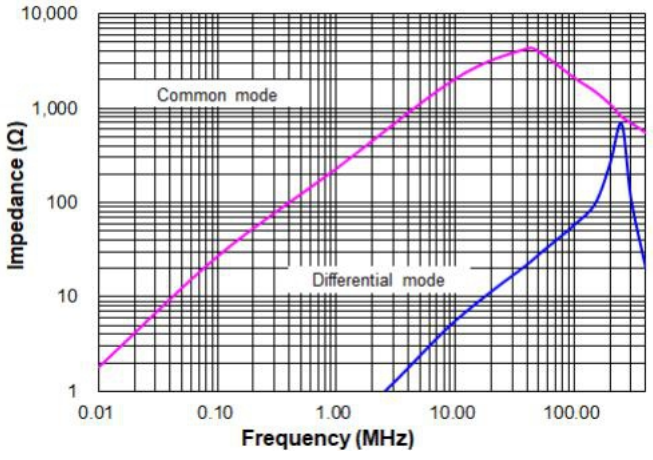

510Y

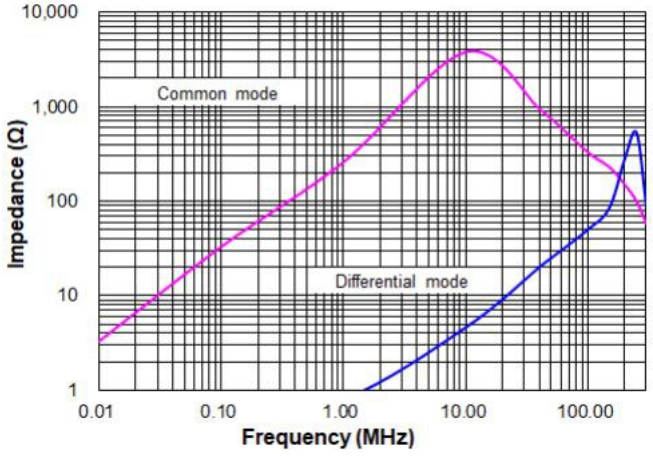

251Y

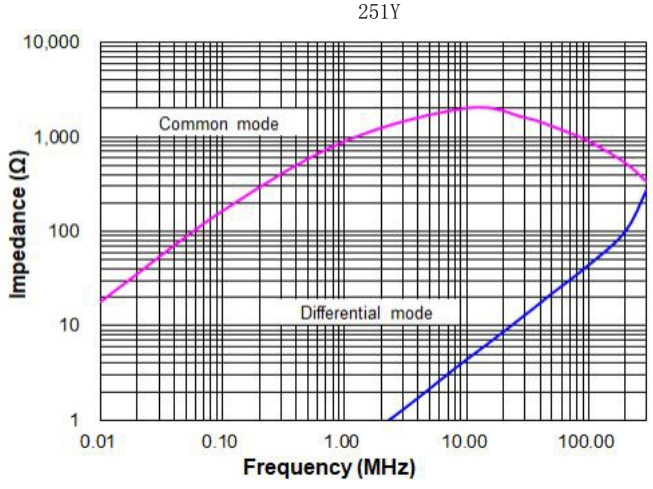

471Y & 501Y

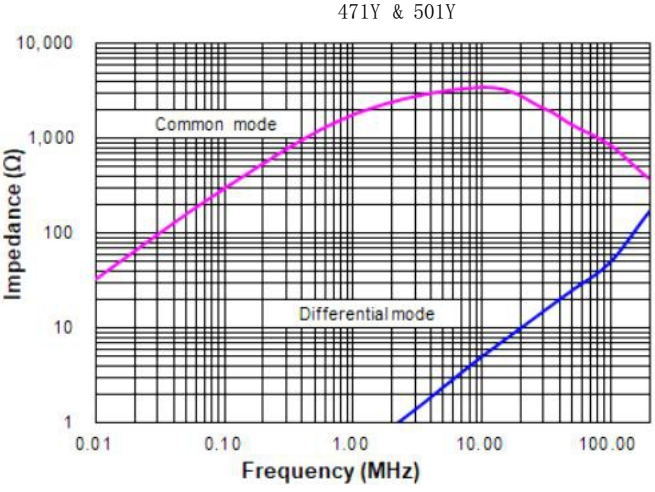

SMD Common Mode Choke - SF0905 Series

Impedance VS Frequency Curve

102Y

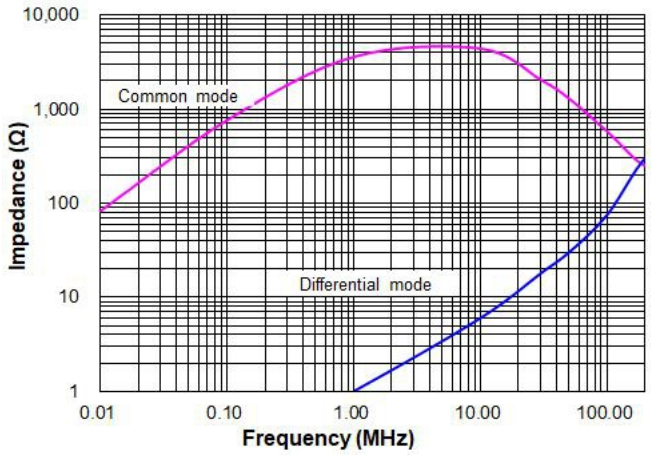

202Y

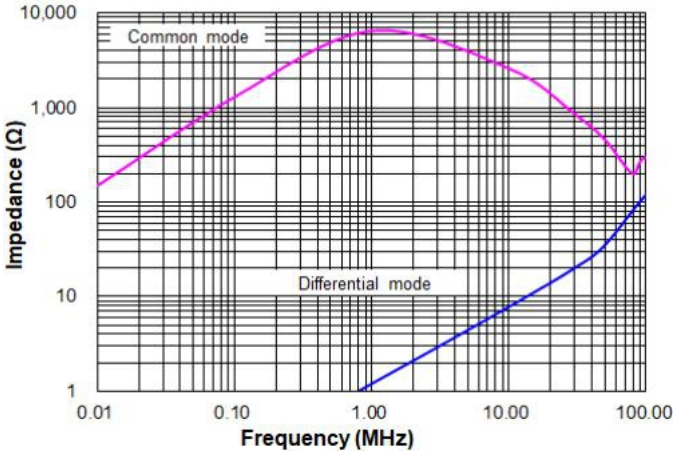

472Y

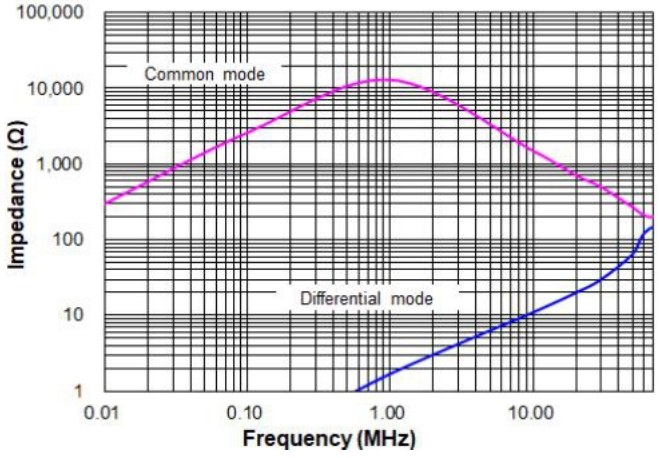

652Y

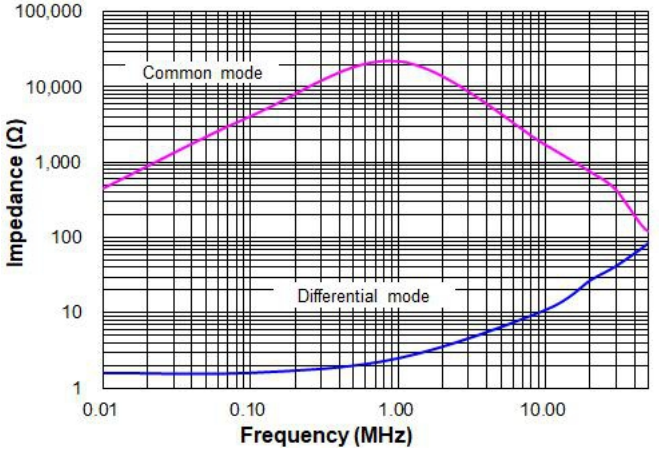

Tape & Reel Specifications:

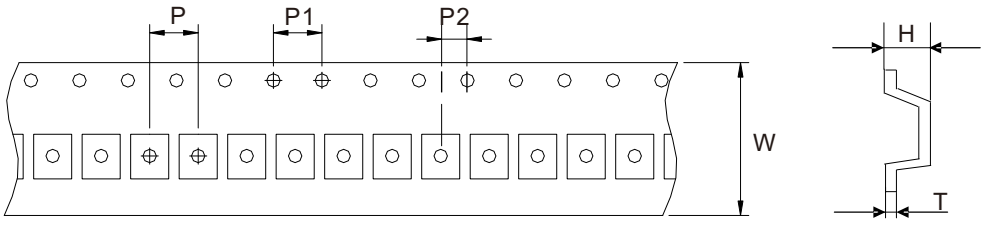

Unit: mm

Type	Dimension	W	P	P1	P2	H	T
	Tolerance	±0.3	±0.1	±0.1	±0.1	±0.15	±0.05
SF0905		16.0	12.0	4.0	2.0	5.50	0.35

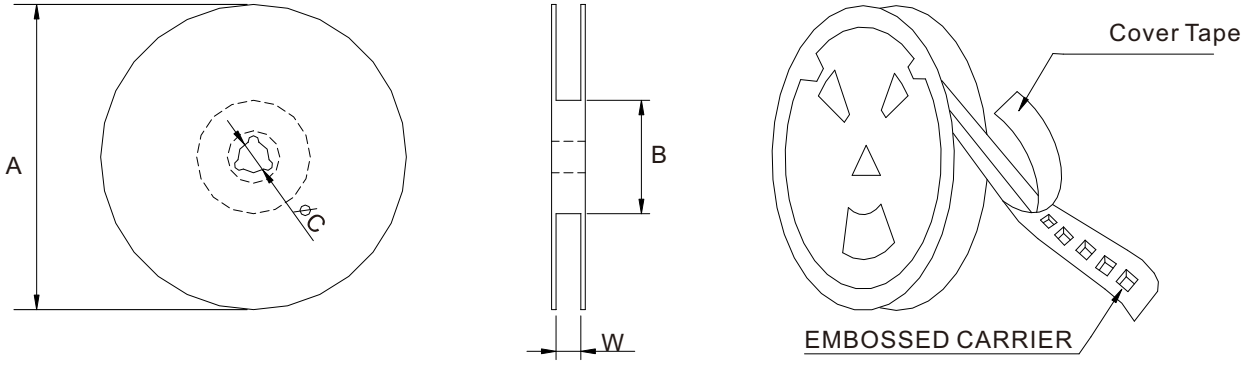

Unit: mm

Type	Dimension	QTY Per Reel	A	B	C	W
	Tolerance	PCS	±2.0	±0.5	±0.5	±0.5
SF0905		1000	330	100	13	16.0